


# Best Start Reading & Numeracy assessment for Year 7.



The Department of Education has organised two online tests for Year 7 students, in **reading** and **numeracy**.

The tests will both have 40-45 multiple-choice questions, and both take about 50 minutes.



In this school, the tests will be held on...

**Thursday 25<sup>th</sup> February (Term 1,  
Week 5)**

Both tests will be on the same day....

...and lists will be put up on noticeboards in corridors, telling you which room to go to.



In the tests, you first need to log on, using your user  
name and password....



Log-in will be by typing in a web address, then entering two codes.

This number will be put on the board, for you to copy.

<a href="https://student-beststartyear7.cese.nsw.gov.au">https://student-beststartyear7.cese.nsw.gov.au</a>	
<b>First Name:</b>	Scott
<b>Last Name:</b>	Morrison
<b>Birth Date:</b>	1-1-1900
<b>School:</b>	Homebush Boys High School
<b>Roll Class:</b>	HOME33-8151
<b>Assessment</b>	<b>Student Code</b>
BSY7 2021 Reading	BT-FQ-DT-QC

This number will be printed for you on a log-in card.

Then, plug your headphones into the computer, and adjust the volume.

Each page will look something like this....

Magnifier

Audio (only for numeracy)

Clock (shows time passed)

Progress summary

Back, next and flag buttons.

The screenshot shows a user interface for a numeracy question. At the top, there is a dark teal header bar containing a magnifying glass icon, a timer showing 00:03, a 'Hide time' button, a 'Training Numer...' label, and 'Question 4 of 5'. Below the header is a progress bar with a volume icon and a '0:00 / 0:12' indicator. The main content area is split into two columns. The left column contains the text 'This is Merrin's birthday cake.' and an image of a grey birthday cake with white stars and the text 'Happy Birthday Merrin'. The right column contains the question 'What fraction of Merrin's cake has been eaten?' and four radio button options: 'one eighth', 'one quarter', 'one third', and 'one half'. At the bottom, there is a light blue footer bar with 'Back', 'Flag', and 'Next' buttons, each with a red plus icon.

At the end of the test, you will come to this page...

Only click this button when you are sure you are finished.

The screenshot displays the end of an assessment interface. At the top, there is a timer showing 00:01 (Hours: Mins) and a 'Hide time' button. The current question is 'Question 3 of 3'. The main message states: 'You have reached the end of the assessment. To check your answers, click a question number below. If you are ready to finish the assessment, click *Finish*.'

**Progress summary**

Show all	0 Answered	3 Not answered	0 Not read	0 Flagged
----------	------------	----------------	------------	-----------




**Questions**

Click a number to go to that question.

1 2 3

At the bottom, there are 'Back' and 'Finish' buttons. A red arrow points from the text box on the left to the 'Finish' button.

### Are you sure you want to finish the assessment?

-  There are 5 items that have not been completed.
-  There are 0 items that have been flagged for checking.
-  You have completed 0 items of the 5 items in the assessment.

No - go back

Yes - finish




You need to bring with you to the tests.....

- headphones
- a pen and blank paper



You must not have any...

- printed materials
- calculators
- mobile phones or smartwatches
- blue-tooth headphones



These tests will give important information about things you are good at, and areas you need more support....

...so bring your best effort.